



**SAFE & SECURE SYSTEMS LTD**

PROTECTING AND ENHANCING YOUR PROPERTY

External  
automations for  
swing gates up  
to 3 and 5 m per  
gate leaf

[www.staffsautomation.co.uk](http://www.staffsautomation.co.uk)

# KRONO

## **Reliability and prestige**

An automation system in the best of CAME tradition: solid and silent. The ideal solution for prestigious gates which integrates harmony, aesthetics and functionality.



**CAME**  
AUTOMATIC GATES




**SAFE & SECURE SYSTEMS LTD**  
PROTECTING AND ENHANCING YOUR PROPERTY

**Maximum applicative flexibility**

# KRONO

The special aluminium structure makes KRONO the optimal solution, due to its extra sturdiness and applicative flexibility. It comes in three versions, and is especially suited to residential applications. It is designed for swing gates of between 3 to 5 m in length per gate leaf.



**Perfect integration.** Its "stem" shape and the special coating make KRONO suited to many architectural contexts, even the most demanding.

**Blocking during closing.** KRONO, thanks to its IRRIVERSIBILITY, maintains blocking during the gate's closing cycle.

**Great solidity and efficiency.** All of the equipment is made of aluminium to ensure solidity and lasting power over time.

## The electronics

KRONO'S new electronics provide specific command and safety functions, depending on the specific needs. From the BASIC version, to the more complete MULTIFUNCTION version, which provide:

- > Gate stopping directly from the remote control
- > Partial opening of the gate leaf
- > Electronic obstruction detection

## The models

**KR300D/S**  
230V IRREVERSIBLE gearmotors

**KR310D/S**  
230V IRREVERSIBLE gearmotors with built-in gate-leaf stopping micro-switches

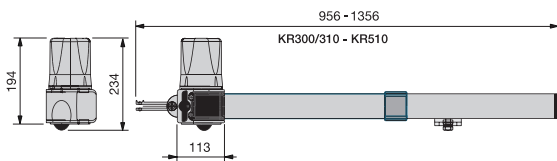
**KR510D/S**  
230V IRREVERSIBLE gearmotors with built-in micro limit leaf stops

## Limits to use

KR300/310	
Width of gate (m)	Weight of gate (Kg)
2	800
2,5	600
3	400

KR510	
Width of gate (m)	Weight of gate (Kg)
2	1000
2,5	800
3	600
4	500
5	400

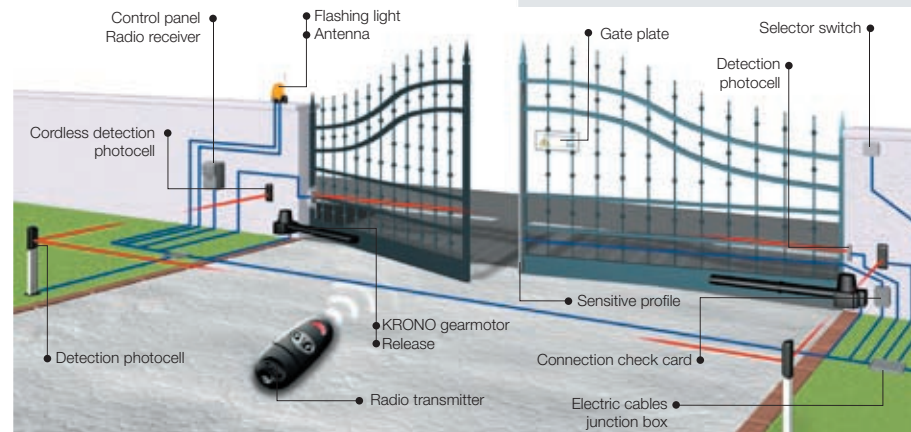
## Dimensions:



## Technical features:

Type	KR300-310	KR510
Degree of protection	IP54	
Board power supply	230V A.C. (50/60 Hz)	
Motor power supply	230V A.C. (50/60 Hz)	
Absorbed input	1,1A	
Max. power	130W	
Traction force	400N ÷ 3000N	
Operation intermittence	30%	
Opening time (90°)	22s	34s
Operating temperature	-20°C ÷ +55°C	

## Standard installation:



In the event a careful analysis of the automated gate's risks were to require it, the use of sensitive safety infrared or contact profiles becomes indispensable.

The data and information shown in this catalogue are subject to change without the obligation to give prior notice by CAME cancelli automatici S.p.A.

Safe & Secure Systems  
Unit 6B, Shefford Mill  
Stanford Road  
Shefford  
Bedfordshire  
SG17 5NR



Telephone:  
**01462 816571**  
Mobile:  
**07748 365912**



© CAME DEP6651 06/2006